


Composting basics:




What should I put in?



Plant derived materials

Meat, fish, dairy or cooked foods



Find out more:

www.gardenorganic.org.uk


Composting basics:



Getting the mix right

50%

Brown materials
Carbon rich



Dry, tougher and woodier materials; slow to compost

50%

Green materials
Nitrogen rich



Soft, moist young plants, fruit, veg peelings; compost quickly

Getting started

Put your compost bin somewhere that is convenient to put materials in and take the ready compost out. Ideally it will be in a semi-shaded position on bare earth but don't worry if it isn't.

Harvesting compost

When the compost is dark brown and has an earthy smell the composting process is complete. Anything that has not fully composted can be thrown back in but the ready compost can be used on the garden.